


SAMSUNG
Climate Solutions



Slim Ducted

Slim Ducted

- Height of just 200mm for convenient installation.
- External static pressure range from 0 to 39 Pa.
- Two-position field adjustable air return, on the bottom or at the rear of the unit.
- Long-life washable permanent filter is included.
- Automatic ESP setting.
- Can be controlled by Smartphone via Wi-Fi Kit (Optional).
- Optional condensation drain pump with 750mm H₂O maximum lifting height and 24 litres/h displacement (available as internal assembly).



Specifications

Model		Outdoor Indoor	AC026RXADKG/EU AC026BNLDKG/EU	AC035RXADKG/EU AC035BNLDKG/EU	AC052RXADKG/EU AC052BNLDKG/EU	AC071RXADKG/EU AC071BNLDKG/EU
Electrical						
Power Supply	Outdoor	Φ, #, V, Hz	1Φ, 2, 220-240 V, 50 Hz	1Φ, 2, 220-240 V, 50 Hz	1Φ, 2, 220-240 V, 50 Hz	1Φ, 2, 220-240 V, 50 Hz
	Indoor	Φ, #, V, Hz	1Φ, 2, 220-240 V, 50 Hz	1Φ, 2, 220-240 V, 50 Hz	1Φ, 2, 220-240 V, 50 Hz	1Φ, 2, 220-240 V, 50 Hz
MCA	System (Outdoor/Indoor)		A	11.7 (10.0 / 1.7)	18.2 (16.5 / 1.7)	18.2 (16.5 / 1.7)
MFA	System		A	12.9	20.6	20.6
Minimum SSC value	Outdoor	MVA	Not Applicable	Not Applicable	Not Applicable	Not Applicable
Interconnecting Communication Cable		mm ²	Screened 0.75-1.5mm ² , 2 Core, F1 F2 Connection			
Performance¹						
Nominal Cooling Capacity	Total Cooling (Sensible Cooling)	kW	2.6 (2.0)	3.5 (2.5)	5.0 (3.7)	7.1 (5.3)
UK Cooling Capacity	Total Cooling (Sensible Cooling)	kW	2.4 (1.9)	3.3 (2.4)	4.8 (3.6)	6.7 (5.1)
Nominal Heating Capacity		kW	3.3	4.0	6.0	8.0
Operating Temperature Range	Cooling	°C	-15.0 - 46.0 °C	-15.0 - 46.0 °C	-15.0 - 50.0 °C	-15.0 - 50.0 °C
	Heating	°C	-20.0 - 24.0 °C	-20.0 - 24.0 °C	-20.0 - 24.0 °C	-20.0 - 24.0 °C
Energy Efficiency²						
Rated Efficiency	EER (Nominal Cooling)	W/W	3.82	3.13	2.96	2.98
	COP (Nominal Heating)	W/W	3.79	3.31	3.45	3.36
Seasonal Efficiency	SEER / Energy Label	W/W	6.2 / A++	6.1 / A++	6.1 / A++	6.0 / A+
	SCOP / Energy Label	W/W	4.0 / A+	4.0 / A+	4.0 / A+	3.9 / A
Air Flow Rate						
Indoor Unit Airflow Rate	H/M/L	l/s	133 / 108 / 92	167 / 142 / 117	267 / 225 / 183	320 / 275 / 225
Indoor Unit Static Pressure	Min/Std/Max	Pa	0.0 / 25.0 / 39.0	0.0 / 25.0 / 39.0	0.0 / 29.0 / 39.0	0.0 / 29.0 / 39.0
Outdoor Unit Airflow Rate		l/s	500	500	667	850
Piping Connections						
Liquid Pipe		ø, mm (inch)	6.35 (1/4)	6.35 (1/4)	6.35 (1/4)	6.35 (1/4)
Gas Pipe		ø, mm (inch)	9.52 (3/8)	9.52 (3/8)	12.7 (1/2)	15.88 (5/8)
Drain Pipe		ø, mm	VP-25(OD32, ID25)	VP-25(OD32, ID25)	VP-25(OD32, ID25)	VP-25(OD32, ID25)
Max Piping Length (Height)		m	20 (15)	20 (15)	30 (20)	50 (30)
Refrigerant						
Type			R32 (Fluorinated greenhouse gas, GWP=675)			
Factory Charging		kg	0.9	0.9	1.2	1.7
		tCO ₂ e	0.61	0.61	0.81	1.15
Precharge to		m	20	20	10	15
Additional Charge		g/m	-	-	15	25
Sound						
Indoor Sound Pressure Level	H/M/L	dB(A)	32 / 27 / 23	33 / 30 / 27	35 / 32 / 29	38 / 33 / 28
Indoor Sound Power Level		dB(A)	53	53	55	59
Outdoor Sound Pressure Level	Cooling / Heating	dB(A)	46 / 47	48 / 48	48 / 48	49 / 51
Outdoor Sound Power Level		dB(A)	59	61	62	65
Dimensions						
Net Weight	Indoor Unit/Outdoor Unit	kg	18.2 / 32.5	18.2 / 32.5	22.1 / 43.0	22.1 / 51.0
Indoor Unit Net Dimensions	W x H x D	mm	900 x 199 x 440	900 x 199 x 440	1,100 x 199 x 440	1,100 x 199 x 440
Outdoor Unit Net Dimensions	W x H x D	mm	790 x 548 x 285	790 x 548 x 285	880 x 638 x 310	880 x 798 x 310

Accessories

Wireless Remote Controller	Touch Wired Controller	Premium Wired Controller	Wi-Fi Kit	Wireless Receiver Kit	External Room Sensor	Drain Pump
AR-EH03E (to be matched with MRK-A10N)	MWR-SH11N	MWR-WG00JN	MIM-H04EN	MRK-A10N (to be matched with AR-EH03E)	MRW-TA	MDP-2075SZED (internal assembly)

¹ Performances are based on the following design conditions:

- Nominal Cooling Capacity: Indoor temperature 27°C DB, 19°C WB, Outdoor temperature 35°C DB
 - Nominal Heating Capacity: Indoor temperature 20°C DB, Outdoor temperature 7°C DB, 6°C WB
 - UK Cooling Capacity: Indoor temperature 23°C DB, 16°C WB, Outdoor temperature 30°C DB

² For units with capacity up to 12kW: Efficiencies as shown are according to EU No 206/2012 (LOT10) Ecodesign requirements for air conditioners.

For units with capacity up to 12kW: Energy labels as shown are according to EU No 626/2011 (LOT10) label classification 2019, on a scale from D to A+++.

For units with capacity greater than 12kW: Efficiencies as shown are according to EU No 2016/2281 (LOT 21) Ecodesign requirements for heat pumps/air conditioners.

Slim Ducted

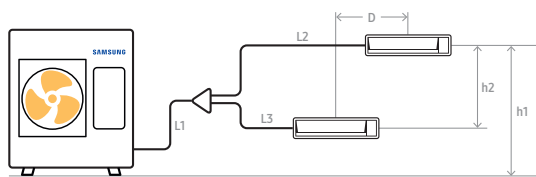
Multi-Unit Operation (DPM)

Instead of connecting just one indoor unit, users can connect two, three or four indoor units with a single outdoor unit for more efficient cooling and heating. The indoor units operate and are controlled simultaneously as one cycle within the same mode via one remote controller. This system is ideal for spaces requiring multiple indoor units for better temperature and airflow distribution, such as open plan offices or shops.

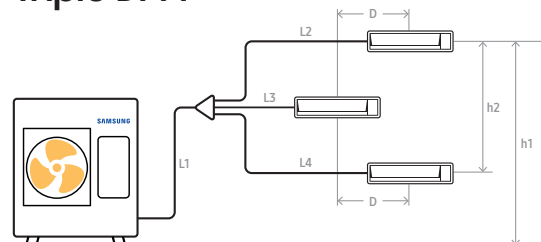
Model			7kW Twin DPM Single Phase	10kW Twin DPM Single Phase	10kW Twin DPM Three Phase	10kW Triple DPM Single Phase	10kW Triple DPM Three Phase
System Composition							
Outdoor Unit			AC071RXADKG/EU	AC100RXADKG/EU	AC100RXADNG/EU	AC100RXADKG/EU	AC100RXADNG/EU
Indoor Unit			AC035BNLDKG/EU X2	AC052BNLDKG/EU X2	AC052BNLDKG/EU X2	AC035BNLDKG/EU X3	AC035BNLDKG/EU X3
Branch Pipe Kit			MXJ-2D2509K	MXJ-2D2509K	MXJ-2D2509K	MXJ-3D2509K	MXJ-3D2509K
Outdoor Unit Details							
Power Supply		Φ, #, V, Hz	1Φ, 2, 220–240 V, 50 Hz	1Φ, 2, 220–240 V, 50 Hz	3Φ, 4, 380–415 V, 50 Hz	1Φ, 2, 220–240 V, 50 Hz	3Φ, 4, 380–415 V, 50 Hz
MCA		A	16.5	24.0	16.1	24.0	16.1
MFA		A	20.6	30.0	20.0	30.0	20.0
Minimum SSC value		MVA	Not Applicable	1.4	2.5	1.4	2.5
Airflow Rate		l/s	850	1,200	1,200	1,200	1,200
Sound Pressure Level	Cooling / Heating	dB(A)	49 / 51	52 / 54	52 / 54	52 / 54	52 / 54
Sound Power Level		dB(A)	65	69	69	69	69
Net Weight		kg	51.0	75.0	74.0	75.0	74.0
Net Dimensions	WxHxD	mm	880 x 798 x 310	940 x 998 x 330	940 x 998 x 330	940 x 998 x 330	940 x 998 x 330
Piping Connections							
Total Pipe Length (all lengths combined)		m	50	50	50	50	50
Max Main Pipe Length	L1+a+b	m	30	30	30	30	30
Max Individual Pipe Length After Branch	L2, L3, L4, L5	m	15	15	15	15	15
Max Pipe Length Difference Between Indoor Units	e.g. L2-L3, (a+L3)-(b+L5)	m	5	5	5	5	5
Max Distance Between Indoor Units	D	m	10	10	10	10	10
Max Height Between Indoors And Outdoor	h1	m	30	30	30	30	30
Max Height Difference Between Indoors	h2	m	0.5	0.5	0.5	0.5	0.5
Main Pipe (L1+a+b)	Liquid	ø, mm (inch)	6.35 (1/4)	9.52 (3/8)	9.52 (3/8)	9.52 (3/8)	9.52 (3/8)
	Gas	ø, mm (inch)	15.88 (5/8)	15.88 (5/8)	15.88 (5/8)	15.88 (5/8)	15.88 (5/8)
Individual Liquid Pipe After Branch (L2, L3, L4, L5)	Liquid	ø, mm (inch)	6.35 (1/4)	6.35 (1/4)	6.35 (1/4)	6.35 (1/4)	6.35 (1/4)
	Gas	ø, mm (inch)	9.52 (3/8)	12.7 (1/2)	12.7 (1/2)	9.52 (3/8)	9.52 (3/8)
Refrigerant*							
Type	R32 (Fluorinated greenhouse gas, GWP=675)						

* Additional refrigerant charge for DPM systems is different than single CAC, please consult the relevant installation manual

Twin DPM



Triple DPM



Slim Ducted

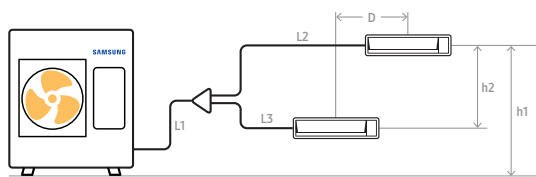
Multi-Unit Operation (DPM)

Instead of connecting just one indoor unit, users can connect two, three or four indoor units with a single outdoor unit for more efficient cooling and heating. The indoor units operate and are controlled simultaneously as one cycle within the same mode via one remote controller. This system is ideal for spaces requiring multiple indoor units for better temperature and airflow distribution, such as open plan offices or shops.

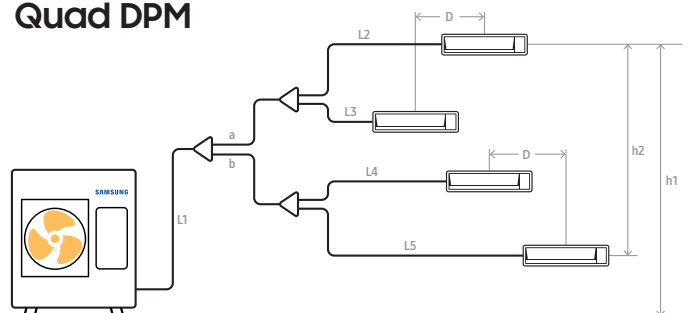
Model			12kW Triple DPM Single Phase	12kW Triple DPM Three Phase	12kW Quad DPM Single Phase	12kW Quad DPM Three Phase	14 kW Twin DPM Single Phase
System Composition							
Outdoor Unit			AC120RXADKG/EU	AC120RXADNG/EU	AC120RXADKG/EU	AC120RXADNG/EU	AC140RXADKG/EU
Indoor Unit			AC052BNLDKG/EU X3	AC052BNLDKG/EU X3	AC035BNLDKG/EU X4	AC035BNLDKG/EU X4	AC071BNLDKG/EU X2
Branch Pipe Kit			MXJ-3D2509K	MXJ-3D2509K	MXJ-4D2509K	MXJ-4D2509K	MXJ-2D2509K
Outdoor Unit Details							
Power Supply	Φ, #, V, Hz		1Φ, 2, 220–240 V, 50 Hz	3Φ, 4, 380–415 V, 50 Hz	1Φ, 2, 220–240 V, 50 Hz	3Φ, 4, 380–415 V, 50 Hz	1Φ, 2, 220–240 V, 50 Hz
MCA	A		24.0	16.1	24.0	16.1	32.0
MFA	A		30.0	20.0	30.0	20.0	40.0
Minimum SSC value	MVA		1.9	2.7	1.9	2.7	1.9
Airflow Rate	l/s		1,200	1,200	1,200	1,200	1,833
Sound Pressure Level	Cooling / Heating	dB(A)	54 / 56	54 / 56	54 / 56	54 / 56	53 / 54
Sound Power Level		dB(A)	70	70	70	70	69
Net Weight		kg	81.0	80.0	81.0	80.0	91.5
Net Dimensions	WxHxD	mm	940 x 998 x 330	940 x 998 x 330	940 x 998 x 330	940 x 998 x 330	940 x 1,210 x 330
Piping Connections							
Total Pipe Length (all lengths combined)		m	50	50	50	50	75
Max Main Pipe Length	L1+a+b	m	30	30	30	30	50
Max Individual Pipe Length After Branch	L2, L3, L4, L5	m	15	15	15	15	15
Max Pipe Length Difference Between Indoor Units	e.g. L2-L3, (a+L3)-(b+L5)	m	5	5	5	5	5
Max Distance Between Indoor Units	D	m	10	10	10	10	10
Max Height Between Indoors And Outdoor	h1	m	30	30	30	30	30
Max Height Difference Between Indoors	h2	m	0.5	0.5	0.5	0.5	0.5
Main Pipe (L1+a+b)	Liquid	ø, mm (inch)	9.52 (3/8)	9.52 (3/8)	9.52 (3/8)	9.52 (3/8)	9.52 (3/8)
	Gas	ø, mm (inch)	15.88 (5/8)	15.88 (5/8)	15.88 (5/8)	15.88 (5/8)	15.88 (5/8)
Individual Liquid Pipe After Branch (L2, L3, L4, L5)	Liquid	ø, mm (inch)	6.35 (1/4)	6.35 (1/4)	6.35 (1/4)	6.35 (1/4)	6.35 (1/4)
	Gas	ø, mm (inch)	12.7 (1/2)	12.7 (1/2)	9.52 (3/8)	9.52 (3/8)	15.88 (5/8)
Refrigerant*							
Type	R32 (Fluorinated greenhouse gas, GWP=675)						

* Additional refrigerant charge for DPM systems is different than single CAC, please consult the relevant installation manual

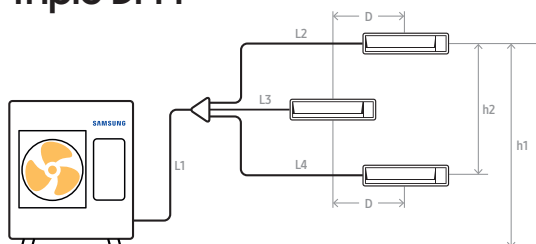
Twin DPM



Quad DPM



Triple DPM



Slim Ducted

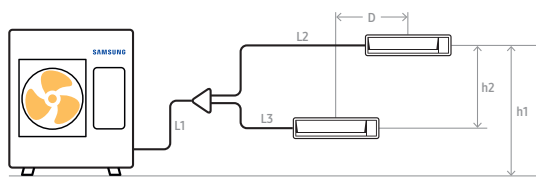
Multi-Unit Operation (DPM)

Instead of connecting just one indoor unit, users can connect two, three or four indoor units with a single outdoor unit for more efficient cooling and heating. The indoor units operate and are controlled simultaneously as one cycle within the same mode via one remote controller. This system is ideal for spaces requiring multiple indoor units for better temperature and airflow distribution, such as open plan offices or shops.

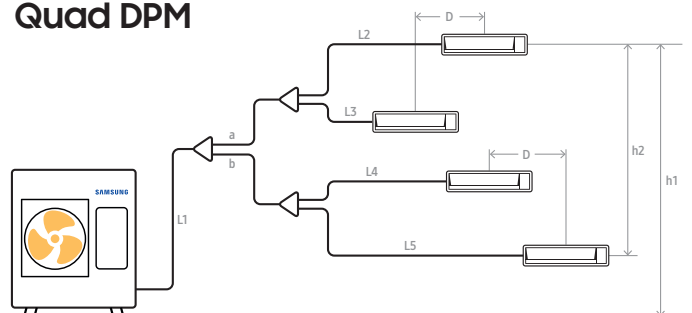
Model		14kW Twin DPM Three Phase	14 kW Triple DPM Single Phase	14kW Triple DPM Three Phase	14 kW Quad DPM Single Phase	14kW Quad DPM Three Phase
System Composition						
Outdoor Unit		AC140RXADNG/EU	AC140RXADKG/EU	AC140RXADNG/EU	AC140RXADKG/EU	AC140RXADNG/EU
Indoor Unit		AC071BNLDKG/EU X2	AC052BNLDKG/EU X3	AC052BNLDKG/EU X3	AC035BNLDKG/EU X4	AC035BNLDKG/EU X4
Branch Pipe Kit		MXJ-2D2509K	MXJ-3D2509K	MXJ-3D2509K	MXJ-4D2509K	MXJ-4D2509K
Outdoor Unit Details						
Power Supply	Φ, #, V, Hz	3Φ, 4, 380-415 V, 50 Hz	1Φ, 2, 220-240 V, 50 Hz	3Φ, 4, 380-415 V, 50 Hz	1Φ, 2, 220-240 V, 50 Hz	3Φ, 4, 380-415 V, 50 Hz
MCA	A	16.1	32.0	16.1	32.0	16.1
MFA	A	20.0	40.0	20.0	40.0	20.0
Minimum SSC value	MVA	2.5	1.9	2.5	1.9	2.5
Airflow Rate	l/s	1,833	1,833	1,833	1,833	1,833
Sound Pressure Level	Cooling / Heating dB(A)	53 / 54	53 / 54	53 / 54	53 / 54	53 / 54
Sound Power Level	dB(A)	69	69	69	69	69
Net Weight	kg	90.5	91.5	90.5	91.5	90.5
Net Dimensions	WxHxD mm	940 x 1,210 x 330	940 x 1,210 x 330	940 x 1,210 x 330	940 x 1,210 x 330	940 x 1,210 x 330
Piping Connections						
Total Pipe Length (all lengths combined)	m	75	75	75	75	75
Max Main Pipe Length	L1+a+b m	50	50	50	50	50
Max Individual Pipe Length After Branch	L2, L3, L4, L5 m	15	15	15	15	15
Max Pipe Length Difference Between Indoor Units	e.g. L2-L3, (a+L3)-(b+L5) m	5	5	5	5	5
Max Distance Between Indoor Units	D m	10	10	10	10	10
Max Height Between Indoors And Outdoor	h1 m	30	30	30	30	30
Max Height Difference Between Indoors	h2 m	0.5	0.5	0.5	0.5	0.5
Main Pipe (L1+a+b)	Liquid ø, mm (inch)	9.52 (3/8)	9.52 (3/8)	9.52 (3/8)	9.52 (3/8)	9.52 (3/8)
	Gas ø, mm (inch)	15.88 (5/8)	15.88 (5/8)	15.88 (5/8)	15.88 (5/8)	15.88 (5/8)
Individual Liquid Pipe After Branch (L2, L3, L4, L5)	Liquid ø, mm (inch)	6.35 (1/4)	6.35 (1/4)	6.35 (1/4)	6.35 (1/4)	6.35 (1/4)
	Gas ø, mm (inch)	15.88 (5/8)	12.7 (1/2)	12.7 (1/2)	9.52 (3/8)	9.52 (3/8)
Refrigerant*						
Type		R32 (Fluorinated greenhouse gas, GWP=675)				

* Additional refrigerant charge for DPM systems is different than single CAC, please consult the relevant installation manual

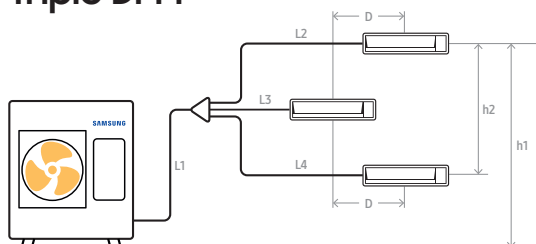
Twin DPM



Quad DPM



Triple DPM



Slim Ducted

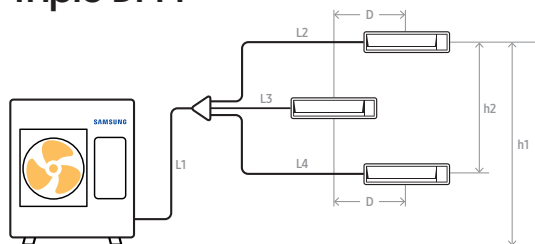
Multi-Unit Operation (DPM)

Instead of connecting just one indoor unit, users can connect two, three or four indoor units with a single outdoor unit for more efficient cooling and heating. The indoor units operate and are controlled simultaneously as one cycle within the same mode via one remote controller. This system is ideal for spaces requiring multiple indoor units for better temperature and airflow distribution, such as open plan offices or shops.

Model		20kW Triple DPM Three Phase	20kW Quad DPM Three Phase	25kW Quad DPM Three Phase
System Composition				
Outdoor Unit		AC200KXAPNH/EU	AC200KXAPNH/EU	AC250KXAPNH/EU
Indoor Unit		AC071BNLDKG/EU X3	AC052BNLDKG/EU X4	AC071BNLDKG/EU X4
Branch Pipe Kit		MXJ-3D2509K	MXJ-4D2509K	MXJ-4D2509K
Outdoor Unit Details				
Power Supply	Φ, #, V, Hz	3Φ, 4, 380-415 V, 50 Hz	3Φ, 4, 380-415 V, 50 Hz	3Φ, 4, 380-415 V, 50 Hz
MCA	A	25.0	25.0	25.0
MFA	A	31.25	31.25	31.25
Minimum SSC value	MVA	2.459	2.459	4.139
Airflow Rate	l/s	3,333	3,333	3,333
Sound Pressure Level	Cooling / Heating dB(A)	58 / 60	58 / 60	59 / 61
Sound Power Level	dB(A)	75	75	77
Net Weight	kg	154.0	154.0	154.0
Net Dimensions	WxHxD mm	940 x 1,630 x 460	940 x 1,630 x 460	940 x 1,630 x 460
Piping Connections				
Total Pipe Length (all lengths combined)	m	75	75	75
Max Main Pipe Length	L1+a+b m	75	75	75
Max Individual Pipe Length After Branch	L2, L3, L4, L5 m	15	15	15
Max Pipe Length Difference Between Indoor Units	e.g. L2-L3, (a+L3)-(b+L5) m	5	5	5
Max Distance Between Indoor Units	D m	10	10	10
Max Height Between Indoors And Outdoor	h1 m	30	30	30
Max Height Difference Between Indoors	h2 m	0.5	0.5	0.5
Main Pipe (L1+a+b)	Liquid ø, mm (inch)	9.52 (3/8)	9.52 (3/8)	9.52 (3/8)
	Gas ø, mm (inch)	19.05 (3/4)	19.05 (3/4)	22.22 (7/8)
Individual Liquid Pipe After Branch (L2, L3, L4, L5)	Liquid ø, mm (inch)	6.35 (1/4)	6.35 (1/4)	6.35 (1/4)
	Gas ø, mm (inch)	15.88 (5/8)	12.7 (1/2)	15.88 (5/8)
Refrigerant*				
Type		R410A (Fluorinated greenhouse gas, GWP=2088)		

* Additional refrigerant charge for DPM systems is different than single CAC, please consult the relevant installation manual

Triple DPM



Quad DPM

